


# **NDML NAD**

## **Student Registration**

### Process Flow

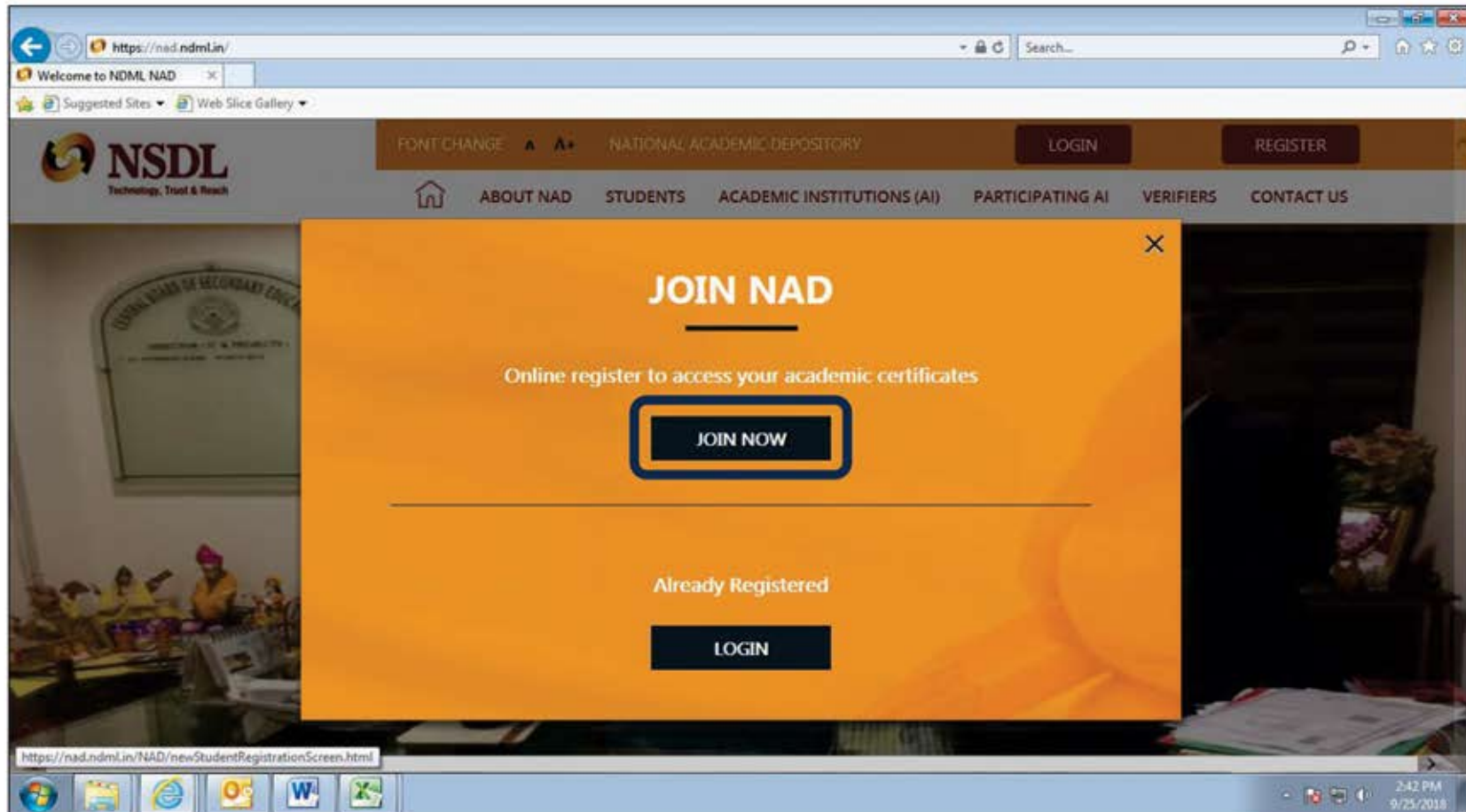
## Step 1

Visit the website [www.nad.ndml.in](https://www.nad.ndml.in) & click on **Register** tab for new registration



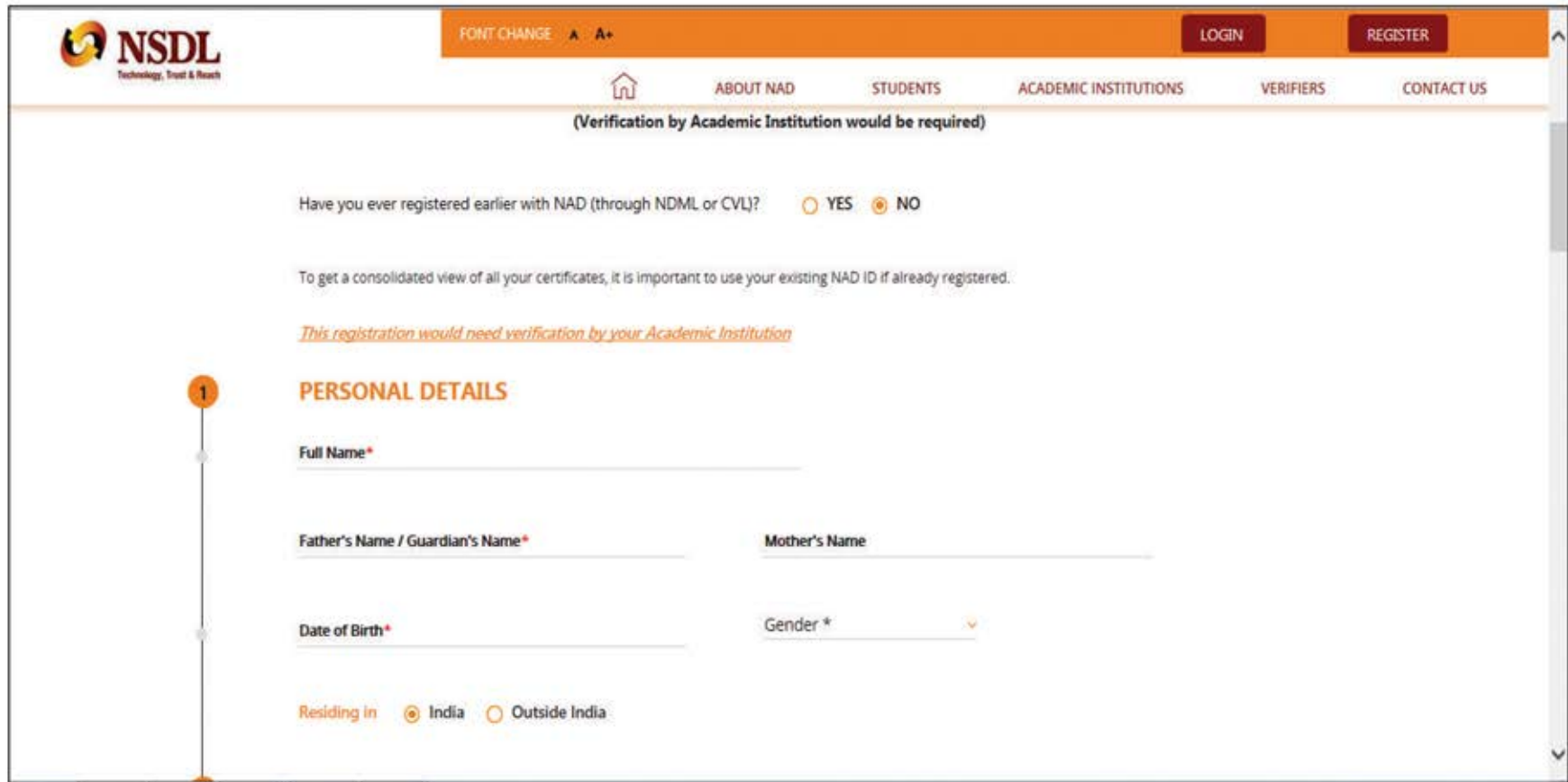
## Step 2

Click on 'JOIN NOW'



## Step 3

Enter your personal details & scroll down



The screenshot shows the NSDL registration form. At the top, there is a navigation bar with the NSDL logo, a font change option, and buttons for LOGIN and REGISTER. Below the navigation bar, there is a home icon and a list of links: ABOUT NAD, STUDENTS, ACADEMIC INSTITUTIONS, VERIFIERS, and CONTACT US. A note states: (Verification by Academic Institution would be required). The main content area contains a question: "Have you ever registered earlier with NAD (through NDML or CVL)?" with radio buttons for YES and NO. Below this, a message says: "To get a consolidated view of all your certificates, it is important to use your existing NAD ID if already registered." followed by a link: "This registration would need verification by your Academic Institution". A vertical progress indicator on the left shows step 1. The form is titled "PERSONAL DETAILS" and includes fields for Full Name\*, Father's Name / Guardian's Name\*, Mother's Name, Date of Birth\*, and Gender\*. At the bottom, there is a "Residing in" section with radio buttons for India and Outside India.

**NSDL**  
Technology, Trust & Reach

FONT CHANGE A A+

LOGIN REGISTER

ABOUT NAD STUDENTS ACADEMIC INSTITUTIONS VERIFIERS CONTACT US

(Verification by Academic Institution would be required)

Have you ever registered earlier with NAD (through NDML or CVL)? ☐ YES ☒ NO

To get a consolidated view of all your certificates, it is important to use your existing NAD ID if already registered.

[This registration would need verification by your Academic Institution](#)

**1**

**PERSONAL DETAILS**

Full Name\*

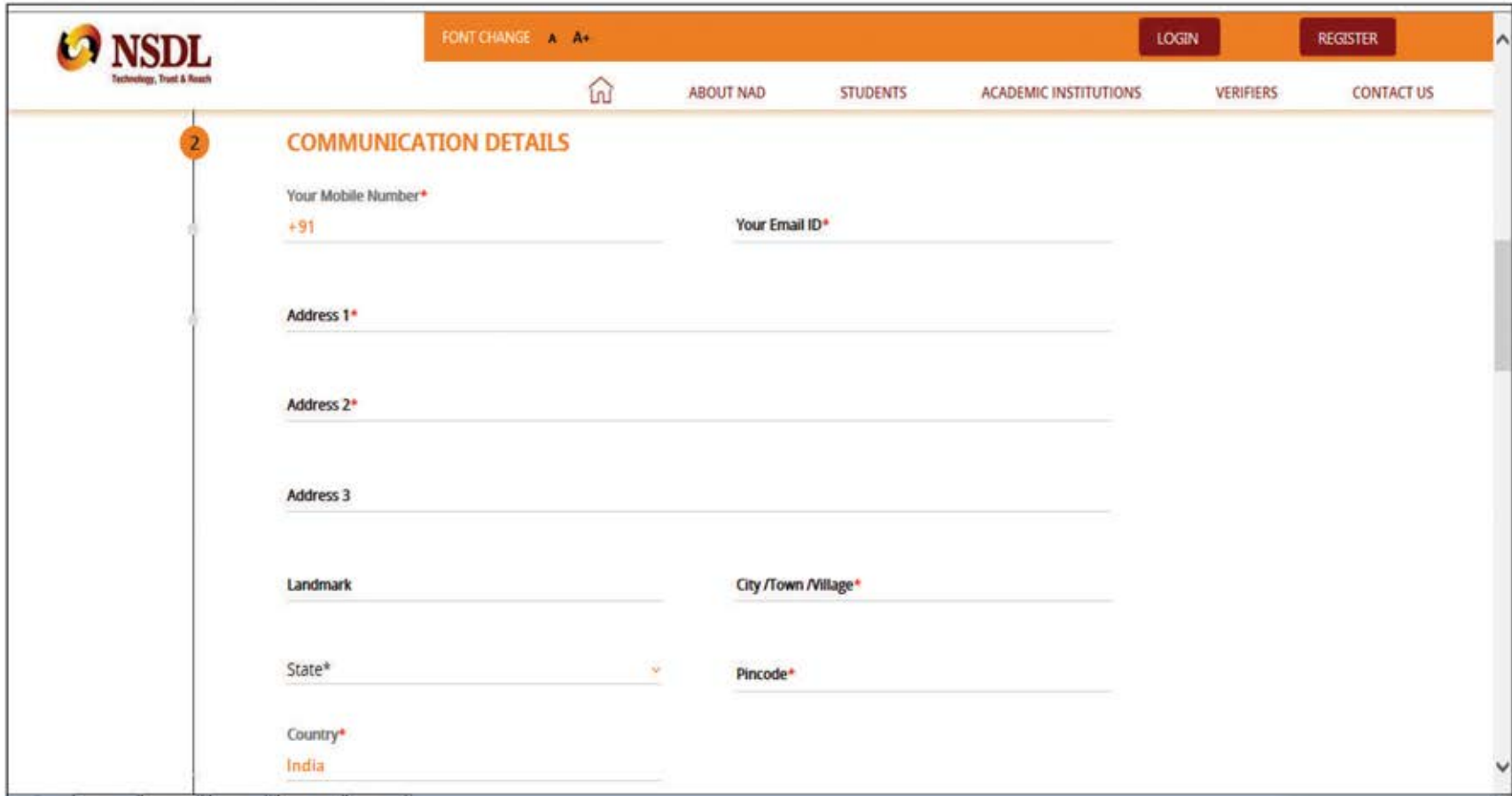
Father's Name / Guardian's Name\* Mother's Name

Date of Birth\* Gender \*

Residing in ☒ India ☐ Outside India

## Step 4

Enter your Contact details & scroll down



The screenshot shows the NSDL (National Academic Depository) registration form. The header includes the NSDL logo, a font change option, and buttons for LOGIN and REGISTER. The navigation menu contains links for ABOUT NAD, STUDENTS, ACADEMIC INSTITUTIONS, VERIFIERS, and CONTACT US. The form is titled "COMMUNICATION DETAILS" and is part of a multi-step process, indicated by a progress bar on the left with step 2 highlighted. The form fields are as follows:

- Your Mobile Number\***: A text input field with a dropdown menu showing "+91".
- Your Email ID\***: A text input field.
- Address 1\***: A text input field.
- Address 2\***: A text input field.
- Address 3**: A text input field.
- Landmark**: A text input field.
- City /Town /Village\***: A text input field.
- State\***: A dropdown menu.
- Pincode\***: A text input field.
- Country\***: A dropdown menu showing "India".



## Step 5

### Upload your recent photograph & signature

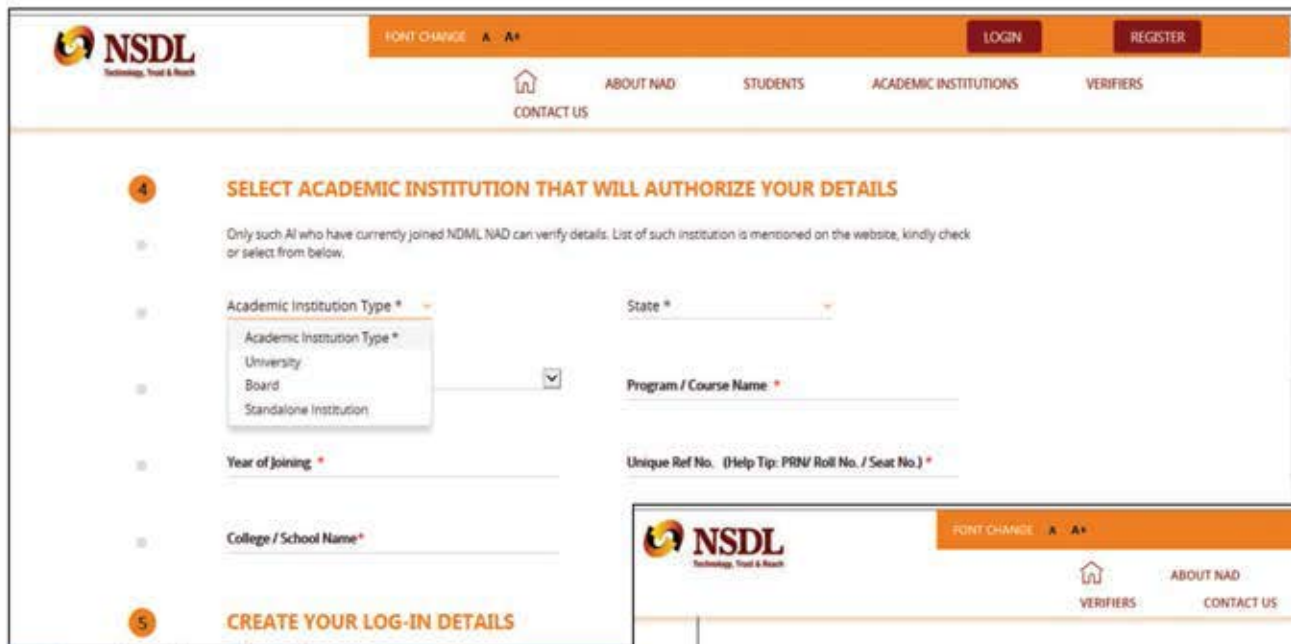
- Your NAD Account needs your recent passport size photo and signature image to help identify you and provide services.
- You can upload a scanned image or mobile photo. JPG / JPEG / TIFF format between 4KB - 100 KB is accepted. The name of the file being uploaded shouldn't have any space/special character into it.



The screenshot shows the NSDL (National Academic Depository) website interface for uploading a photo and signature. The page has an orange header with the NSDL logo, a font change option, and buttons for LOGIN and REGISTER. A navigation bar below the header contains links: ABOUT NAD, STUDENTS, ACADEMIC INSTITUTIONS, VERIFIERS, and CONTACT US. The main content area is titled "PHOTO AND SIGNATURE UPLOAD" and features a vertical sidebar on the left with a step indicator "3". The main area is divided into two columns: "Upload Photo\*" and "Upload Signature\*". Each column has a dashed box with a camera icon and the text "SELECT PHOTO" or "SELECT SIGNATURE". Below each dashed box is a black "UPLOAD" button with a small icon. Two large blue arrows point from the "SELECT SIGNATURE" area towards the "SELECT PHOTO" area, indicating a sequence or relationship. At the bottom of the page, there is a disclaimer: "Your NAD Account needs your recent passport size photo and signature image to help identify you and provide services. You can upload a scanned image or mobile photo. JPG / JPEG / TIFF format between 4KB - 100 KB is accepted."

## Step 6

Enter your Current/ Recent past Academic details. Enter the type & state of the university correctly & select your university from the given list of universities.



**4 SELECT ACADEMIC INSTITUTION THAT WILL AUTHORIZE YOUR DETAILS**

Only such AI who have currently joined NDML NAD can verify details. List of such institution is mentioned on the website, kindly check or select from below.

Academic Institution Type \*  
 Academic Institution Type \*  
 University  
 Board  
 Standalone Institution

State \*

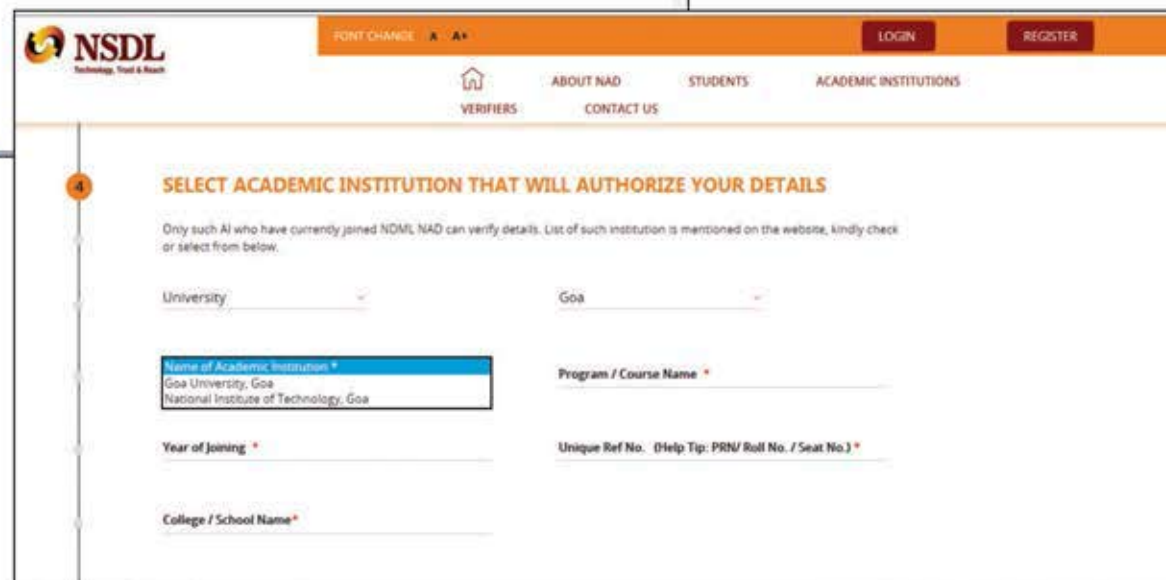
Program / Course Name \*

Year of Joining \*

Unique Ref No. (Help Tip: PRN/ Roll No. / Seat No.) \*

College / School Name \*

**5 CREATE YOUR LOG-IN DETAILS**



**4 SELECT ACADEMIC INSTITUTION THAT WILL AUTHORIZE YOUR DETAILS**

Only such AI who have currently joined NDML NAD can verify details. List of such institution is mentioned on the website, kindly check or select from below.

University  
 Goa

Program / Course Name \*

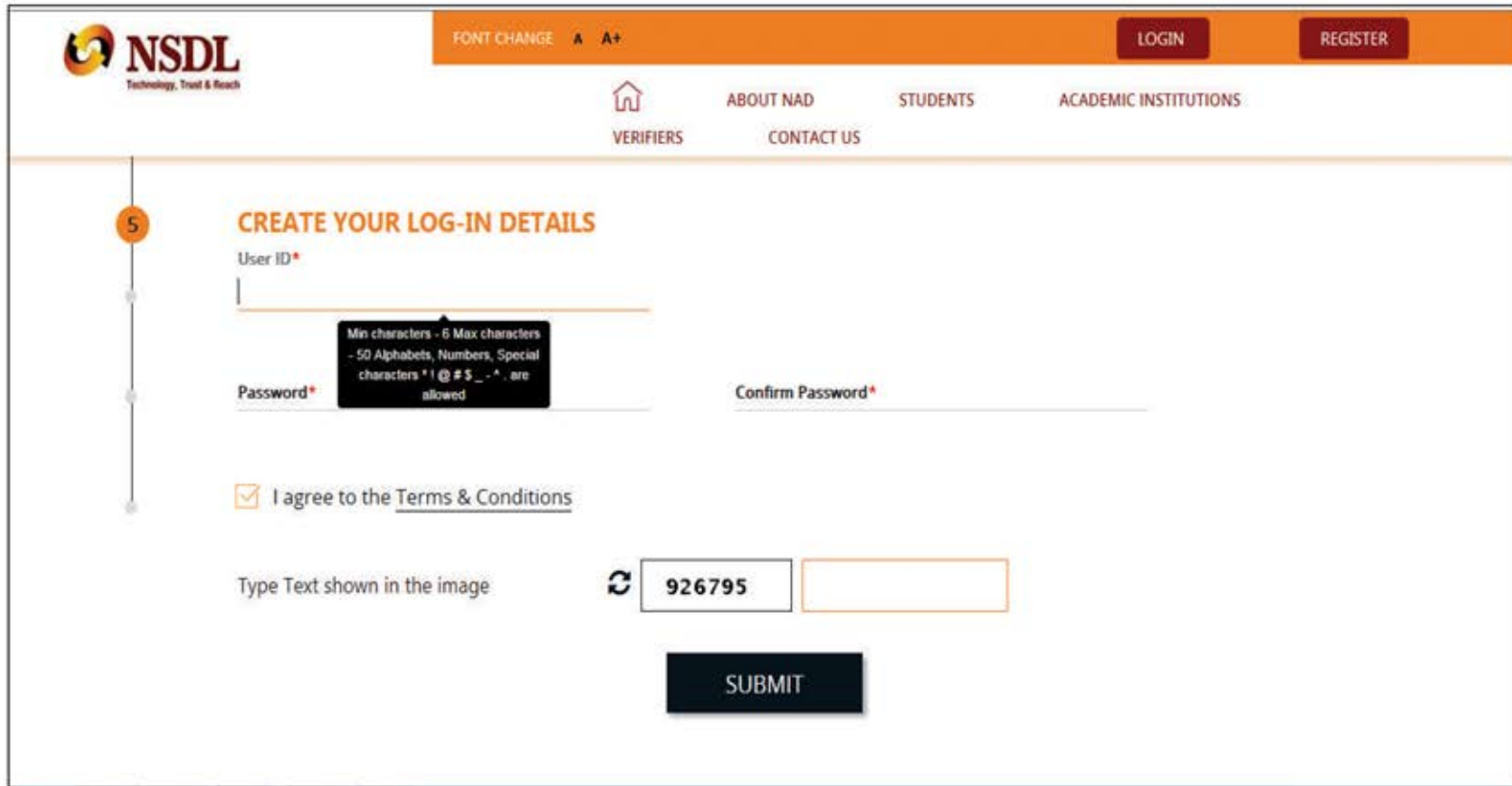
Year of Joining \*

Unique Ref No. (Help Tip: PRN/ Roll No. / Seat No.) \*

College / School Name \*

## Step 7

Create a User ID & Password for yourself with given specifications and click Submit.



The screenshot shows the NSDL (National Academic Depository) registration page. The header includes the NSDL logo, a font change option, and buttons for LOGIN and REGISTER. The main navigation bar contains links for VERIFIERS, ABOUT NAD, STUDENTS, ACADEMIC INSTITUTIONS, and CONTACT US. The registration form is titled 'CREATE YOUR LOG-IN DETAILS' and includes a progress indicator with a highlighted step 5. The form fields are: User ID\*, Password\*, and Confirm Password\*. A tooltip for the Password field specifies: 'Min characters - 6 Max characters - 50 Alphabets, Numbers, Special characters \* ! @ # \$ \_ . ^ are allowed'. Below the password fields is a checkbox for 'I agree to the Terms & Conditions'. At the bottom, there is a CAPTCHA section with the text 'Type Text shown in the image', a refresh button, and a box containing the number '926795'. A large SUBMIT button is at the bottom center.

**NSDL**  
Technology, Trust & Reach

FONT CHANGE A A+

LOGIN REGISTER

VERIFIERS ABOUT NAD STUDENTS ACADEMIC INSTITUTIONS  
CONTACT US

**5** CREATE YOUR LOG-IN DETAILS

User ID\*

Min characters - 6 Max characters  
- 50 Alphabets, Numbers, Special  
characters \* ! @ # \$ \_ . ^ are  
allowed

Password\* Confirm Password\*

☒ I agree to the [Terms & Conditions](#)

Type Text shown in the image

926795

SUBMIT



## Step 8

- Again this page will open up and scrolling down to the bottom will give you an option to input the OTP received on your phone.
- Enter the OTP and click verify to complete your registration without Aadhaar, post which you need to submit the NAD ID / Acknowledgement printout to your college/university for activation of your account.



**NSDL**  
Technology, Trust & Reach

FONT CHANGE A A+

LOGIN REGISTER

ABOUT NAD STUDENTS ACADEMIC INSTITUTIONS VERIFIERS CONTACT US

**REGISTER ON NAD TO GET ONLINE ACCESS TO YOUR ACADEMIC CERTIFICATES**

Participating Academic Institutions | Registration Process | Registration FAQ

**NAD REGISTRATION**

(Verification by Academic Institution would be required)

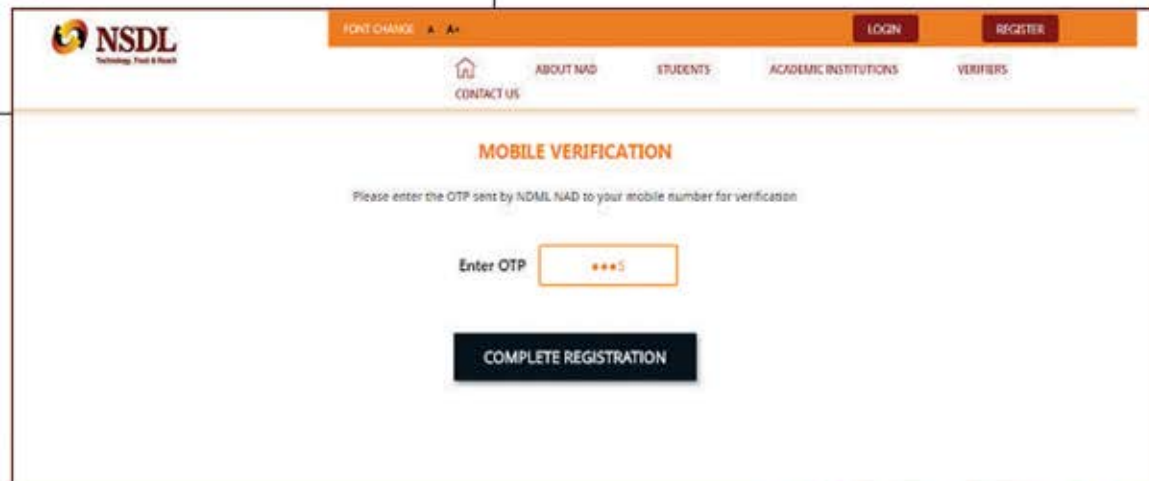
Have you ever registered earlier with NAD (through NDML or CVL)? ☐ YES ☒ NO

To get a consolidated view of all your certificates, it is important to use your existing NAD ID if already registered.

*This registration would need verification by your Academic Institution*

**PERSONAL DETAILS**

Full Name\*



**NSDL**  
Technology, Trust & Reach

FONT CHANGE A A+

LOGIN REGISTER

ABOUT NAD STUDENTS ACADEMIC INSTITUTIONS VERIFIERS CONTACT US

**MOBILE VERIFICATION**

Please enter the OTP sent by NDML NAD to your mobile number for verification

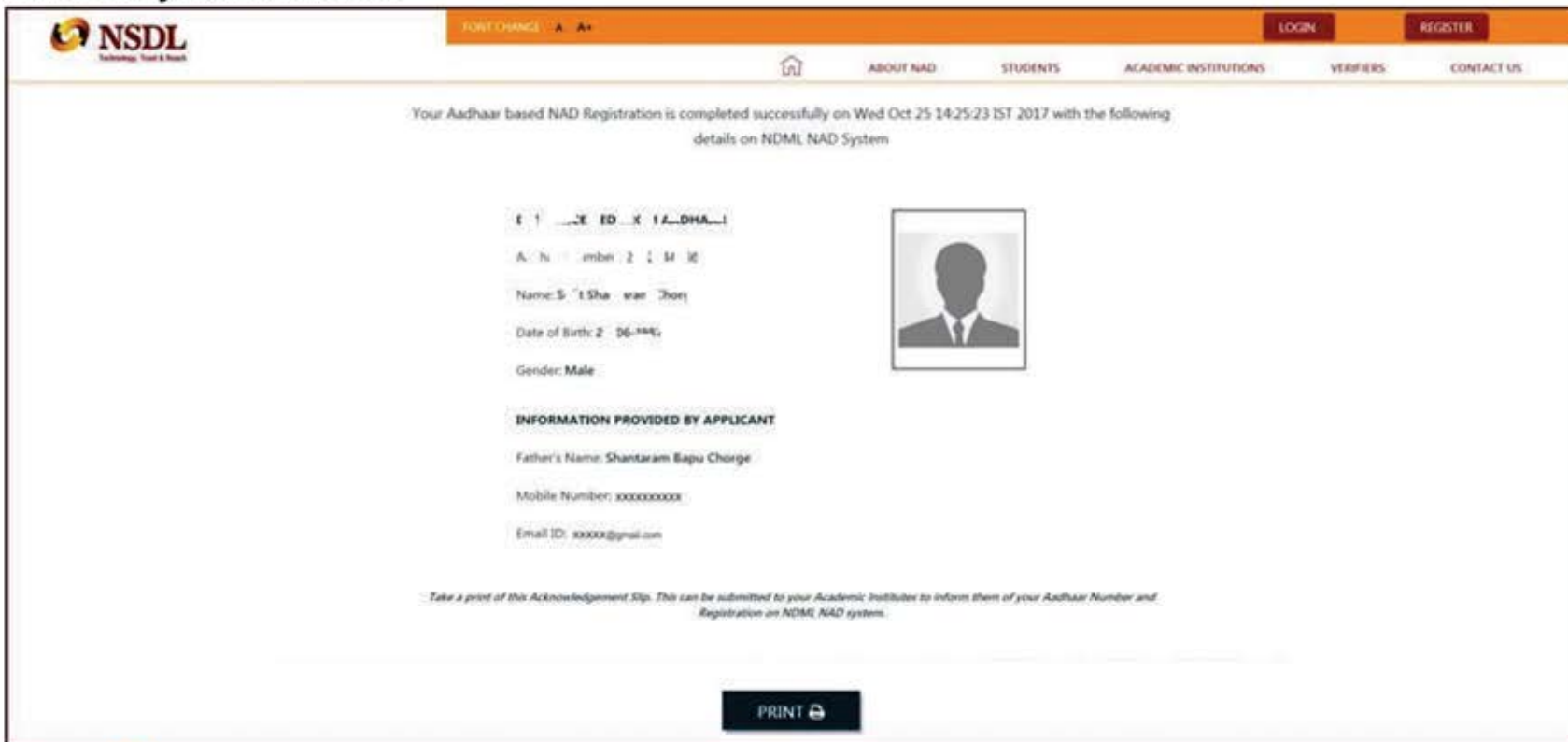
Enter OTP

**COMPLETE REGISTRATION**

## Step 9

Once your Registration is Complete, you will receive the following page with all your details mentioned on it (called as acknowledgment copy).

You need to take a print of the acknowledgement copy (which is also sent on your given mail id). You need to submit this copy to your academic institution to inform them about registration on NDML NAD System. University will verify your details & then activate your account.

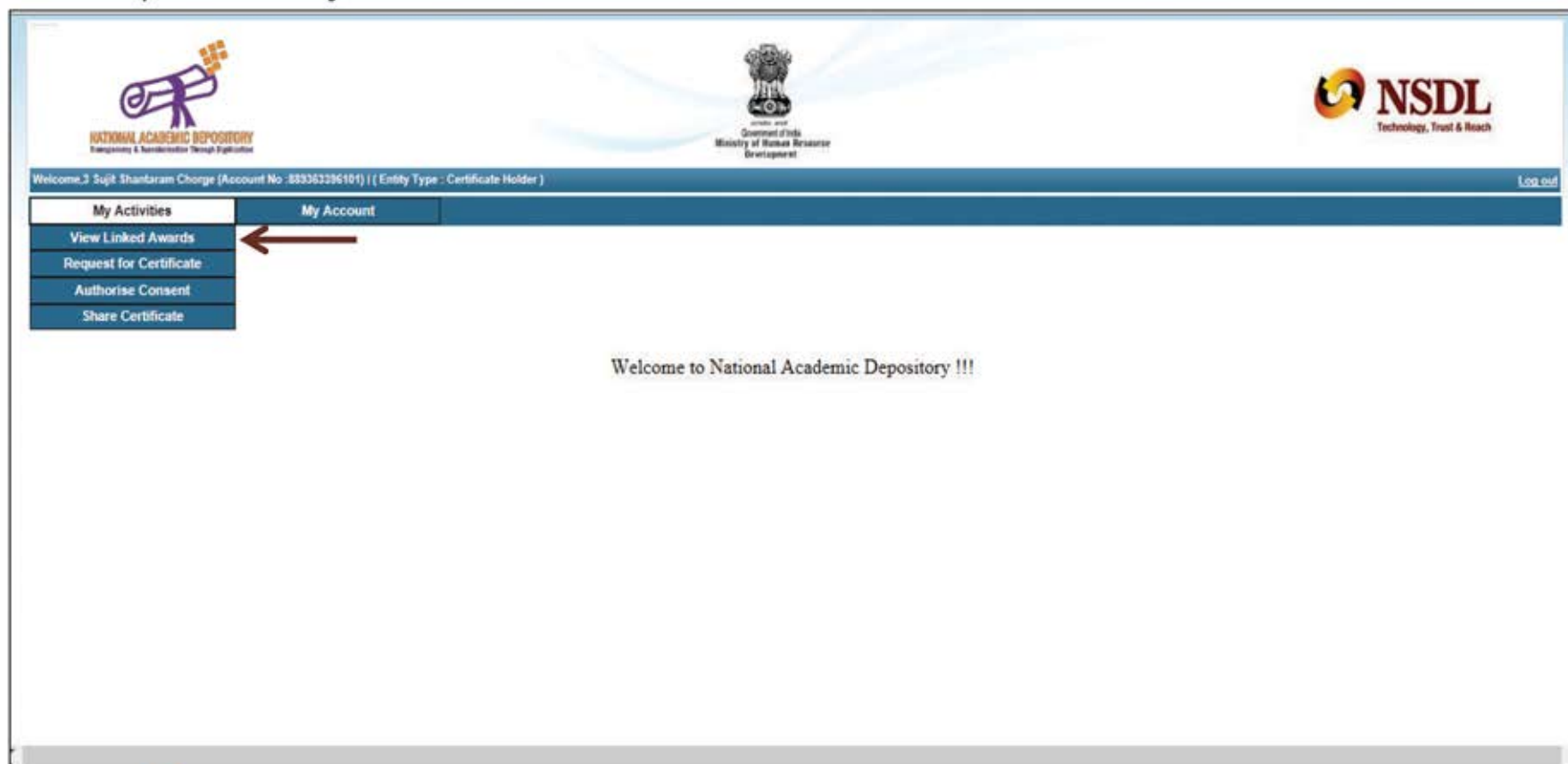



The screenshot shows the NSDL NAD System acknowledgment page. The header includes the NSDL logo, a font size selector, and buttons for LOGIN and REGISTER. The navigation bar contains links for ABOUT NAD, STUDENTS, ACADEMIC INSTITUTIONS, VERIFIERS, and CONTACT US. The main content area displays a message: "Your Aadhaar based NAD Registration is completed successfully on Wed Oct 25 14:25:23 IST 2017 with the following details on NDML NAD System". Below this, the user's details are listed: Name: S. T. Shrinani, Date of Birth: 06-1995, Gender: Male. A placeholder for the user's photo is shown. Under the heading "INFORMATION PROVIDED BY APPLICANT", the following details are listed: Father's Name: Shantaram Bapu Chorge, Mobile Number: xxxxxxxxxx, and Email ID: xxxxxx@gmail.com. At the bottom, there is a note: "Take a print of this Acknowledgment Slip. This can be submitted to your Academic Institution to inform them of your Aadhaar Number and Registration on NDML NAD system." and a PRINT button.


## Step 10 (Accessing NAD Account)


Once university activates your account, you will get a notification of the same & then you can log in to NDML NAD system on [www.nad.ndml.in](http://www.nad.ndml.in)

Click on **Login** to access your NAD account using your USER ID & PASSWORD, which will contain your Academic Records once it gets uploaded by your Academic Institution / Board / University



 **NATIONAL ACADEMIC DEPOSITORY**  
Transparency & Transformation Through Digitization

 **GOVERNMENT OF INDIA**  
Ministry of Human Resource Development

 **NSDL**  
Technology, Trust & Reach

Welcome,3 Sujit Shantaram Chorge (Account No :88362296104) | ( Entity Type : Certificate Holder ) [Log out](#)

| My Activities                           | My Account |
|---|------------|
| <a href="#">View Linked Awards</a>      |            |
| <a href="#">Request for Certificate</a> |            |
| <a href="#">Authorise Consent</a>       |            |
| <a href="#">Share Certificate</a>       |            |

Welcome to National Academic Depository !!!

## Step 11 (Getting NAD ID)

Click on **My account** tab & then on **View Account Details** to know your **NAD ID** & to check your other details..

NATIONAL ACADEMIC DEPOSITORY

Welcome, Mahul Shalesh Mehta (| Entry Type: Certificate Holder |) Logout

**My Activities** **My Account**

[View Account Details](#) [Change Password](#)

**Student Registration Details**

Aadhaar Number: XXXX XXXX 2478

**NAD ID:** N100 0100 0001

Student Name: Mahul Shalesh Mehta

Father's Name: SHAILESH AMRUTLAL MEHTA

Mother's Name: SMITA SHAILESH MEHTA

Date Of Birth: 25-05-1988

Gender: Male

University Details Entered By Student

| Board / University Name | Course / Degree Name | Year of Joining | Semester | Month | Roll Number |
|-------------------------|----------------------|-----------------|----------|-------|-------------|
| University Of Mumbai    | MBA                  | 2014            |          |       | 445         |

Address And Communication Details

Address Line 1: S/O Shalesh Mehta

Address Line 2: Room No-11, Building No-4, Sanath Nagar, Tulaj Road

Address Line 3: Sanath Nagar, Nallasopara (East)

Pin Code: 401209

Mobile No: 9 8 8

Email ID: mahul.mehta2000@gmail.com

Landmark: Near Alliance Hospital

City/Town/Village: Thane

Country: India

State: Maharashtra

## **HELP DESK**

**NAD NODAL OFFICE at IMS UNISON UNIVERSITY for any query/ clarification:**

**MR. DEVENDRA KUMAR BANDOONI**  
**(Asst. CoE)**

**Email: exam5@iuu.ac | Ph: +91 (135) 7155251, +91 9837215901**